



APPLICATION GUIDE

METALSCAN FOR NORDEX WIND TURBINES


Reduce operating costs of wind energy production with critical component intelligence. MetalSCAN technology empowers wind turbine operators to effectively manage gearbox health issues using oil debris monitoring.

Designed for the Nordex Alpha, Beta, Gamma and Delta Turbine Platforms, the MetalSCAN oil debris monitoring system consists of a single sensor installed into the gearbox oil lubricating system before the filter.

MetalSCAN is a full-flow, non-obstructive, online debris detection system designed to detect the onset of surface fatigue of bearings and gears. It is used as a condition monitoring device to determine the condition of the gearbox. The gearbox is thereby continuously monitored, allowing the operator to track the progressive deterioration of any damaged bearings or gears in real time.

The sensor is installed in the lubrication oil lines, before the oil filter, with standard flanges and fittings adapted to the turbine configuration.


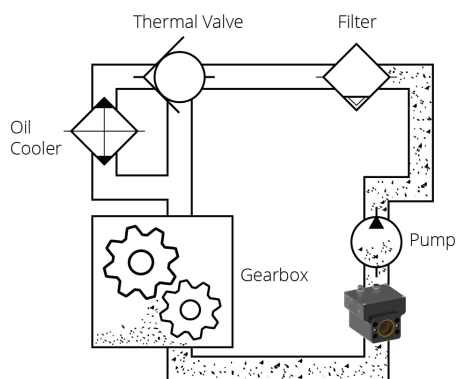
Several convenient data communication options are available, including direct connection to the turbine controller, an existing CMS system, or the local area network, or by fully standalone cellular network connection, to suit specific needs.



Physical Installation


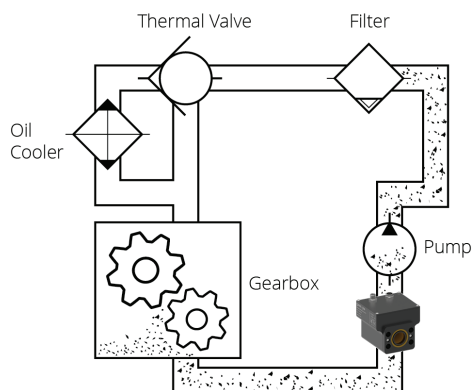
Installation on Nordex Alpha and Beta N80/N90 2.5MW Wind Turbines

To install the sensor, the hydraulic hose before the pump is removed, the sensor is placed in line with four new elongated bolts to secure the new hose and sensor to the mechanical pump suction port. Installation solutions are customized to the turbine version and gearbox type, all fully engineered by the turbine manufacturer and gearbox supplier.



Installation on Nordex Gamma N80/N90/N117 2.5MW Wind Turbine

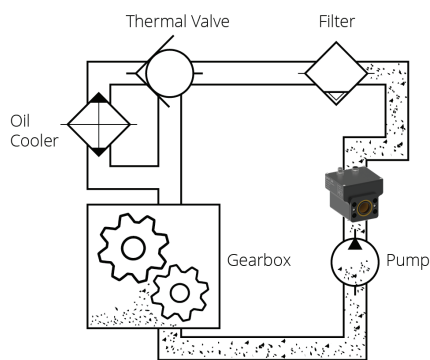
To install the sensor, the hydraulic hose before the pump is removed, the sensor is placed in line with four new elongated bolts to secure the new hose and sensor to the mechanical pump suction port. Installation solutions are customized to the turbine version and gearbox type, all fully engineered by the turbine manufacturer and gearbox supplier.



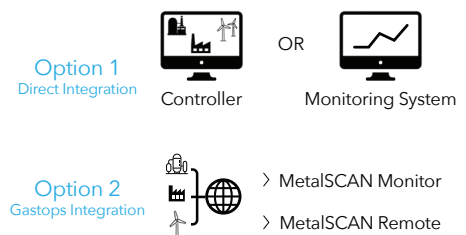
Physical Installation

Installation on Nordex Delta N100/N117/N131 3MW Wind Turbine

To install the sensor, the hydraulic hose after the pump is removed, the sensor is placed in line with four new elongated bolts to secure the new hose and sensor to the electric pump discharge port. Installation solutions are customized to the turbine version and gearbox type, all fully engineered by the turbine manufacturer and gearbox supplier.



The sensor can then be wired from its standard M12 connector to an existing CMS system (if equipped) already provisioned for MetalSCAN, to an Ethernet network connection, or to an optional module for cellular connection. Simply follow the step-by-step installation instructions included with the MetalSCAN package.



The entire installation of the MetalSCAN system on a Nordex Turbine is easily completed in less than 2 hours. Training requirements are minimal and offered at no cost. Training often takes place remotely ahead of any personnel being on site for the commissioning.

Condition Monitoring

Once installed, the sensor detects the presence of metallic particles to provide early detection, identify severity, and provide remaining life indication of the bearings and gears located deep within the gearbox.

The sensor detects metal particles above its minimum size threshold and provides particle data, equipment condition and self-diagnostic information directly to the turbine controller, to an existing CMS system, or via an Ethernet or cellular network.

The information collected by the sensor is compared to pre-established machinery condition indicators. These condition indicators are based upon simple criteria which determine whether or not the gearbox is healthy. When damage is detected, condition indicator models help determine how much damage there is and how much longer the equipment can be operated before a potential failure. All analysis is performed locally to the sensor and subsequently transmitted to a host monitoring system.

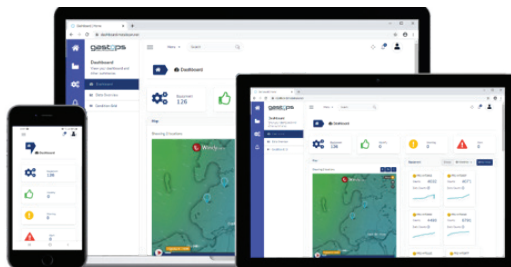
Increased insight and visibility into the health of the gearbox allows for proactive health assessment enabling effective maintenance planning and empowering operators with real-time knowledge of equipment health.



Software and Services

When connected through the local area network, MetalSCAN sensors can be interfaced to MetalSCAN Monitor, a completely client-hosted standalone software platform that enables operators to host, monitor, and analyze the data locally. MetalSCAN Monitor is a user-friendly software that lends itself to operators with all levels of experience and is designed for monitoring all types of wind turbines and fleet sizes. MetalSCAN Monitor allows operators to interface to external data acquisition or monitoring systems and can be connected to the Gastops MetalSCAN Remote Web Portal, enabling a complete Condition Assessment and Analytics Monitoring Service. The MetalSCAN Remote Web Portal provides users with detailed health indicators for each turbine, a customizable watchlist for the entire fleet and fully customizable warning, alarm, and event notifications. Data is posted on the portal in near real-time and allows for customized reporting and cross-comparisons of turbines by type, windfarm or any other key characteristic. Operators can also import or export data and reports in several supported formats or interface to 3rd party systems via a Rest API.

Users can easily subscribe and renew their Gastops Monitoring Service, which includes monitoring by Gastops' analytics team, monthly reporting on key health indicators for each turbine, along with observations and recommendations for the entire fleet.



Ordering Information

MS3500 Sensor and Installation Kit Order Codes

To place an order or request a quote, email us at sales@gastops.com or call **+1 613 744 3530**.

Turbine - Gearbox Type	Sensor Order Code	Installation Kit Order Code
Nordex Alpha and Beta - All Gearboxes	MS3515	Nordex-Alpha-Beta
Nordex Gamma - All Gearboxes	MS3515	Nordex-Gamma
Nordex Delta - All Gearboxes	MS3515	Contact Gastops
Others	Contact Gastops	Contact Gastops

Accessories

To help you integrate the MetalSCAN MS3500 series sensor into your equipment, we offer accessories such as cordsets and a modem, as well as software and remote services.

Product	Order Code
M12 Power/COM Cordset, Straight backshell, 10m	Cable-3500-A-10-00
M12 Power/COM Cordset, 90 backshell, 10m	Cable-3500-A-10-90
M12 Power/COM Cordset, Straight backshell, 5m	Cable-3500-A-05-00
M12 Power/COM Cordset, 90 backshell, 5m	Cable-3500-A-05-90
M12 Ethernet Cordset, Straight backshell, 10m	Cable-3500-D-10-00
M12 Ethernet Cordset, 90 backshell, 10m	Cable-3500-D-10-90
M12 Ethernet Cordset, Straight backshell, 5m	Cable-3500-D-05-00
M12 Ethernet Cordset, 90 backshell, 5m	Cable-3500-D-05-90
LTE/3G/2G Modem	Contact Gastops
MetalSCAN Monitor Software	Software-3000
MetalSCAN Remote Condition Monitoring Service	Monitoring-3001
MetalSCAN Remote Condition Monitoring Service - Cellular	Monitoring-3002
MetalSCAN Remote Data Hosting Service	Monitoring-3003



Head Office

1011 Polytek Street
Ottawa, ON K1J 9J3
Canada

Nova Scotia

65 John Savage Ave. #5,
Dartmouth, NS B3B 2C9
Canada

Newfoundland

146A Glencoe Dr.
Mount Pearl, NL A1N 4S9
Canada

Europe

Info.eu@gastops.com

Asia

Info.ch@gastops.com

gastops.com

sales@gastops.com | +1 613 744 3530

C010189_000